

# USER MANUAL



M01

[www.fslscoreboards.com](http://www.fslscoreboards.com)  
info@fslscoreboards.com  
+44 (0)28 8676 6131



Sports Technology Solutions

Discover more at [www.fslscoreboards.com](http://www.fslscoreboards.com)

know the score...


## 1) Scoreboard connections:

- The scoreboard should be supplied with a 230V mains supply.
- The mains supply should be fed through a 5 amp circuit breaker and it is highly recommended that the supply should be fed through a Residual Current Device (RCD)
- If the scoreboard has been supplied with a separate aerial this should be mounted as high as possible


## 2) On Power Up:

- 'Cd - ' will be displayed for 5 seconds
  - This is a "code" number stored in memory
  - There are 5 possible codes that may be used, this allows a number of displays to be operated in close proximity of each other
  - Further details on programming the code can be found at the end of the manual
- The scoreboard will now go into normal operation, displaying scores with the clock blanked.



### 3) Changing Scores:

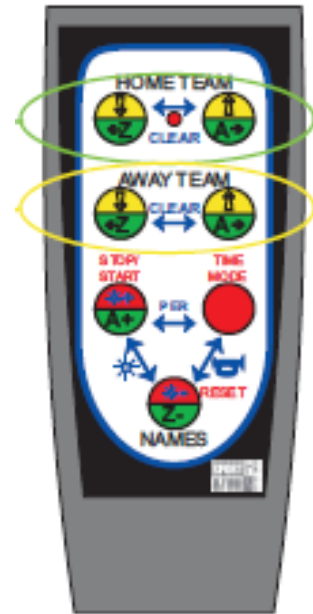
1. To increase the score press the  button







2. To decrease the score press the  button

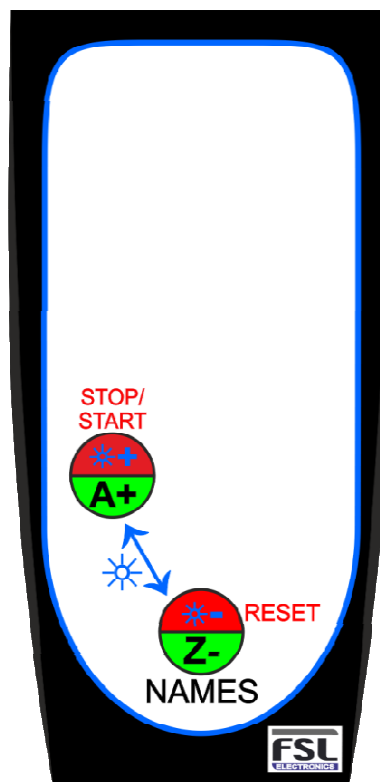


3. To clear the score press the  &  button together




## 4) Brightness Setting:

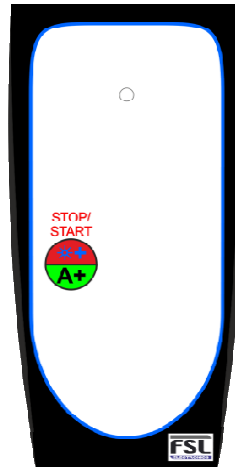
- To access brightness setting, hold buttons  &  on the handset together for 3 seconds until 'bl - ' is displayed
- To exit brightness setting, hold buttons  &  on the handset together for 3 seconds until the scores are displayed again







### Increasing Brightness:



- While 'bl - ' is displayed, increase brightness with button 
- The maximum brightness is 9



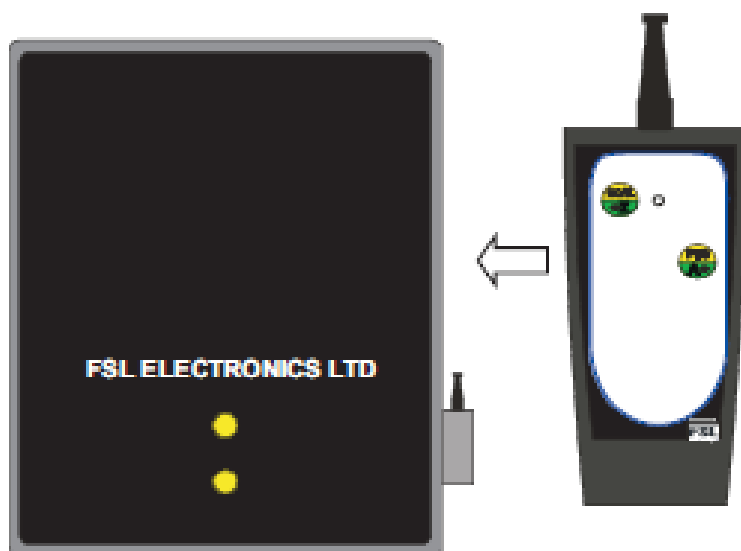
### Decreasing Brightness:

- While 'bl - ' is displayed, decrease brightness with button 
- The minimum brightness is 0



- To exit brightness setting, hold buttons  &  on the handset together for 3 seconds until the scores are displayed again

- 6) Scoreboard Blank:



To blank the scoreboard display, press the  &  The score will be restored if any score button is pressed



FSL ELECTRONICS LTD  
SANDHOLES ROAD  
COOKSTOWN  
CO TYRONE  
N. IRELAND  
BT80 9AR  
+44(0)28 86766131  
[www.fslelectronics](http://www.fslelectronics)